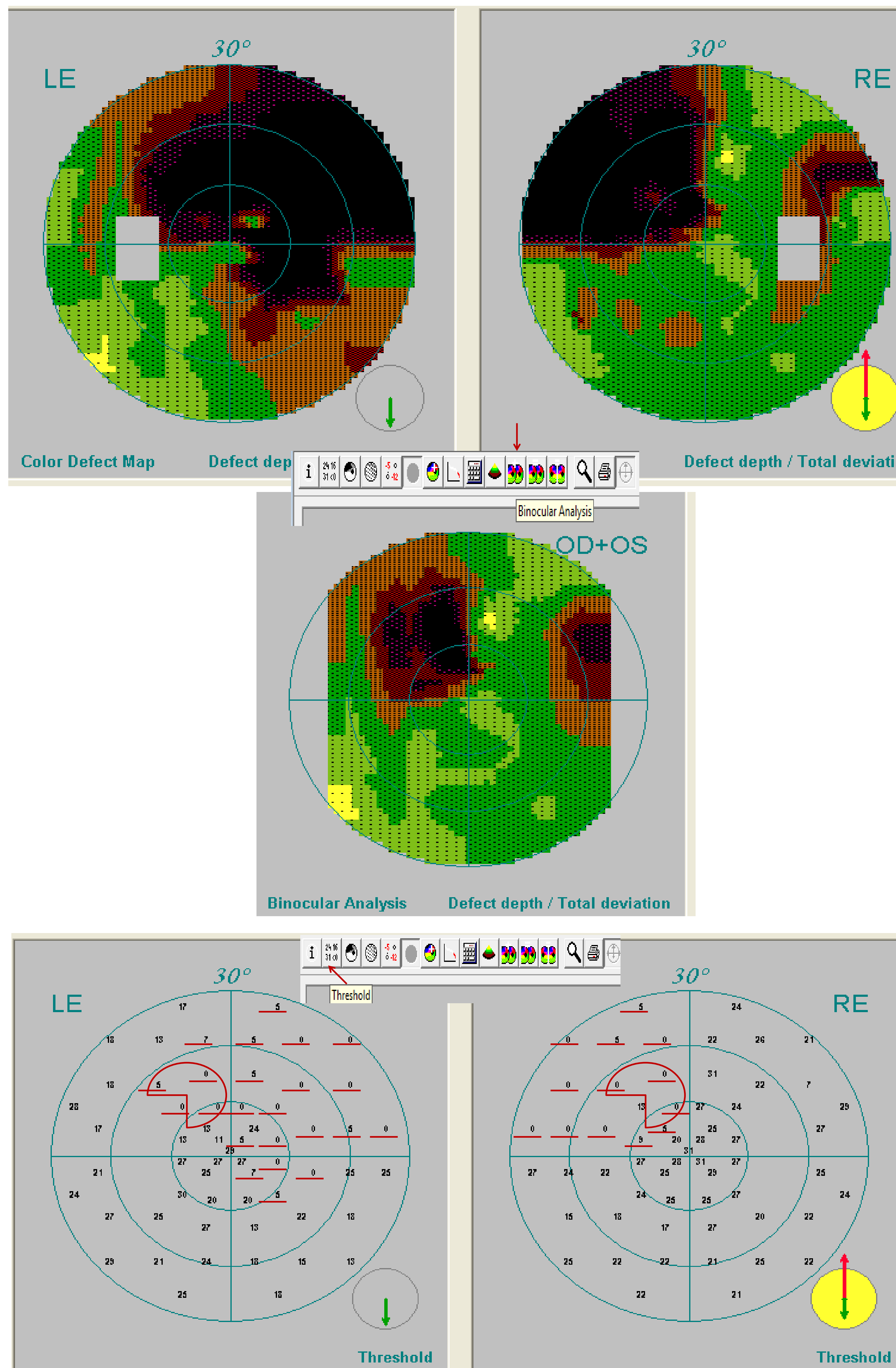


Definition of an Absolute Scotoma in the Central Visual Field for Driver Licences

A. M. Stevens & T. Zeyen on behalf of the BGS

PeriData 3.0



Fails*

* If VA > 0.5 → CARA

Background

- ▶ The latest update of the criteria for driver licence stipulates that the binocular central 20° (group 1) or 30° (group 2) should be free of any absolute scotoma
However, no definition of an absolute scotoma is provided

Purpose

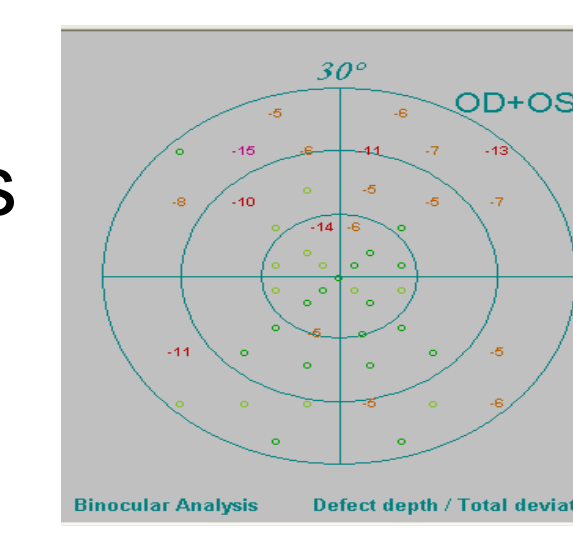
- ▶ To provide guidelines for the ophthalmologist in defining an absolute scotoma

Methods

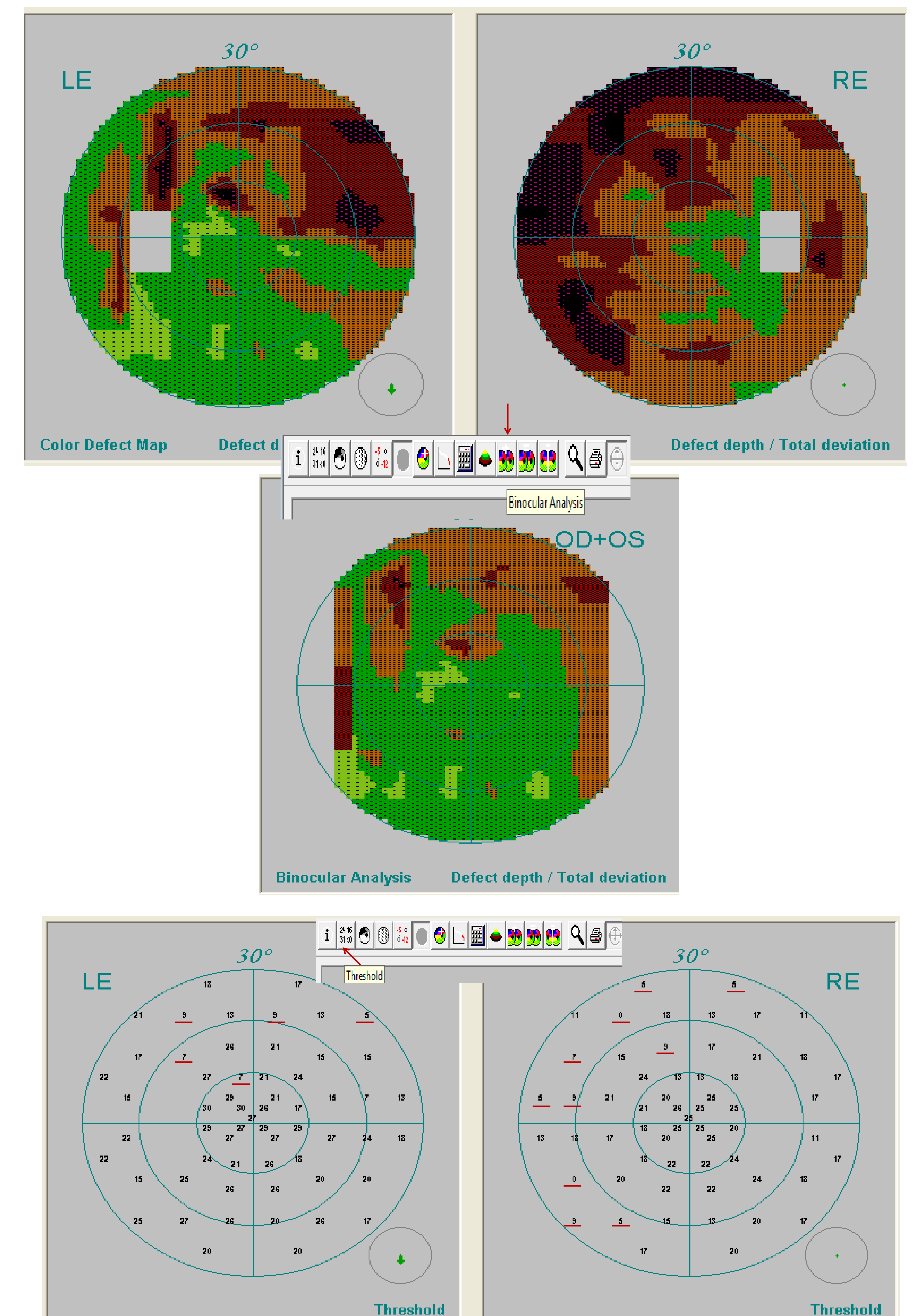
- ▶ A literature search was conducted to look for definitions of an absolute scotoma in the central visual field in relation to driver licences^{1,2}

Results

- ▶ An absolute scotoma in the central 20° or 30° of the central visual field should be examined:
 - ▶ With standard automated perimetry that allows integration of 2 monocular visual fields OR
 - ▶ With the Esterman test
- ▶ **Definition of an absolute scotoma:**
 - ▶ **Minimum 3 contiguous test locations**
 - ▶ **Maximum 6° apart (standard for HFA and Octopus)**
 - ▶ **With a sensitivity < 10 dB**
- ▶ ATTENTION! Peridata's colour coded binocular analysis and integrated fields show defect depth (no thresholds)



PeriData 3.0



Passes

References:

1. A practical approach to measuring the visual field component of fitness to drive. D. Crabb. Br J Ophthalmol 2004;88:1191-6
2. Drivers Medical Group DVLA. Visual disorders. UK